

Antoine Bauza

7 WONDERS

TM

ARMADA

RULES



"Let him that would move the world first move himself."

—Socrates

Contents

- **8 Dockyard boards**
- **32 Ship figures** (8 each in 4 colors)
- **24 Armada cards**
 - 8 Age I cards
 - 8 Age II cards
 - 8 Age III cards
- **27 Island cards**
 - 9 of level 1
 - 9 of level 2
 - 9 of level 3
- **2 Incursion tokens**
- **6 coins of value 6**
- **4 game aids**
 - 2 Naval Conflicts / Discard
 - 2 Naval Conflicts / Turn resolution
- **1 score booklet**
- **This rulebook**
- **48 Naval Conflict tokens**
 - **31 Victory tokens**
 - 11 value 1 tokens
 - 12 value 3 tokens
 - 7 value 5 tokens
 - 1 value 7 token
 - **17 Defeat tokens**
 - 7 value -1 tokens
 - 5 value -2 tokens
 - 5 value -3 tokens
- **6 Ground Conflict tokens**
 - **3 Victory tokens**
 - 1 value 1 token
 - 1 value 3 token
 - 1 value 5 token
 - **3 Defeat value -1 tokens**



Overview

This *7 Wonders* expansion allows you to build fleets of Ships to conquer the seas. New Armada and Island cards enrich the game and increase the interaction between players. The flow of the game is slightly changed, but the victory conditions remain identical to those of the base game of *7 Wonders*.

Game Elements

Note: In order to differentiate the new elements from those already existing, the naming of some elements from the base game have been changed:

- **Military Conflicts** become **Ground Conflicts** (as opposed to *Naval Conflicts*).
- **Shields** become **Ground Shields** (as opposed to *Naval Shields*).
- The new Age cards are called **Armada cards**, but these are still *Building cards* like those from the base game.

Dockyard Boards

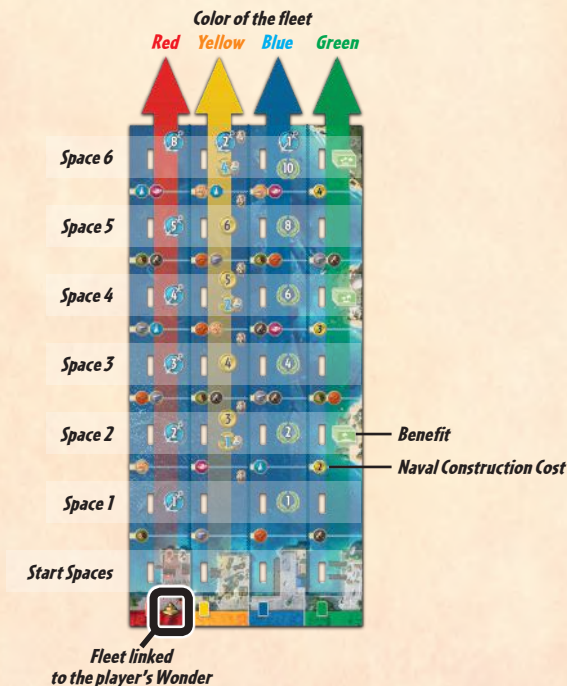
The Dockyard boards represent the evolution of the players' fleets. Each fleet consists of one Start space and six upgrade spaces, with most of the upgrade spaces granting a benefit. All Dockyard boards grant the same benefits, but the Naval Construction costs are different from one board to another.

Each board is divided into 4 fleets:

- **Red (military)** fleet: Grants access to a new type of war, Naval Conflict.
- **Yellow (commercial)** fleet: Grants access to new trade routes.
- **Blue (civilian)** fleet: Grants extra Victory Points.
- **Green (scientific)** fleet: Grants access to unknown Islands.



On each board, one of the 4 fleets bears a Wonder symbol on its Start space. This symbol indicates the color of the fleet linked to the player's Wonder.



Ship Figures

The Ship figures are in 4 colors (**Red**, **Yellow**, **Blue**, and **Green**). These make it possible to show the status of the fleets on the players' Dockyard boards.



Armada Cards

Armada cards are Buildings which have new effects.

These are divided by Age, with **2 Red cards**, **2 Yellow cards**, **2 Blue cards**, and **2 Green cards** for each Age.



Note: All Armada cards have a logo in their bottom center to be able to sort them easily after use.



Island Cards

The Island cards represent islands to be explored. These are divided into **3 levels** of 9 cards, each offering a unique effect.

Level 1



Level 2



Level 3



Naval Conflict Tokens

The Naval Conflict tokens represent Naval Defeats and Victories.

There are 2 types of Naval Conflict tokens:

- Naval Defeat tokens (of value -1, -2, and -3)
- Naval Victory tokens (of value 1, 3, 5, and 7)

Naval Conflict tokens are different from Ground Conflict tokens from the *7 Wonders* base game.



Incursion Tokens

Incursion tokens are linked to the **Dock**, **Quay**, and **Jetty** cards.

These represent the extra Ground Conflicts linked to these cards.





Score Booklet

A new score pad is included in this box. It allows players to integrate Victory Points earned from Naval Conflicts, some Island cards, and those present on the Dockyard boards into the game's final scoring.



Setup

Note: underlined steps refer to the 7 Wonders base game.

- Sort the cards from the base game by Age according to the number of players.
Put the remaining cards back in the box; they won't be used for this game.
- Sort the Armada cards by Age and shuffle each deck thus formed. For each Age, randomly take as many Armada cards as there are players. Shuffle these cards together with the corresponding Age cards from the base game.
Note: For a game with 3 players, return to the box the 5 Armada cards bearing the  or  icon (Western Emporium, Eastern Emporium, Dock, Quay, and Jetty). Then, proceed as indicated in step 2.
- Sort the Island cards by level (1, 2, and 3). Shuffle each deck thus formed and place them, face-down, near the middle of the table.
- Place the Naval Conflict tokens, the Incursion tokens, and the extra Ground Conflict tokens next to the Ground Conflict tokens from the base game.
- The extra Coins are added to the Coins from the base game and form the bank.
Each player begins the game with 3 Coins of value 1, which they place on their board.
- Place the game aids in the middle of the table so that everyone has access to them during the game.
- Give each player a Dockyard board – which they should place vertically to the right of their Wonder board – and one Ship figure of each color. Place these figures on the Start space of their color.



Game Overview

At the beginning of each Age, players are each dealt a **hand of 8 cards** (instead of 7 as in the base game). **Each player will thus play an additional card each Age.**

The game plays out according to the usual *7 Wonders* rules, with the exception of four new rules:

1. Naval Construction
2. Naval Conflicts
3. Discarding a Card
4. Scoring Guilds

1. Naval Construction

Naval Construction can be performed immediately following the construction of a Building card or during the construction of a Wonder stage.

Note: When a Ship reaches the last space of its line of the Dockyard board, it's no longer possible to upgrade the corresponding fleet.

a. Building Card

When a player constructs a **Red, Yellow, Blue, or Green** card, they may also perform a Naval Construction and upgrade the fleet of the same color as that of the card constructed. To do so, they must **pay**, in addition to the cost of the card, **the Naval Construction cost** of the corresponding color on their Dockyard. If they do so, they **move the Ship of THE SAME COLOR one space upward on their Dockyard board.**

Example: Gabriel constructs a Blue card and so may perform a Blue Naval Construction.

His card costs 1 Stone and his Naval Construction costs 1 Clay. He must thus pay a total of 1 Stone and 1 Clay to be able to perform both constructions.



It's possible to perform a Naval Construction even when the construction of an Age card is free (such as via chaining, the Olympia Wonder, or with Babel tokens). In this situation, the Naval Construction cost must still be paid according to the usual rules.

Important: Cards constructed for free from the DISCARD (Halikarnassós, Solomon...) do NOT allow players to perform a Naval Construction.



b. Wonder Stage




On each Dockyard board, a Wonder icon appears on the Start space of **ONE** of the 4 fleets (**Red, Yellow, Blue, or Green**).


When a player constructs a stage of their Wonder, they may pay, in addition to the cost of that stage, the cost of the Naval Construction of the color associated with the Wonder icon on their Dockyard board. In that situation, they move the Ship of THAT color one space upward.

Example: Ann wants to construct the first stage of her Wonder, Giza, which costs 2 Stones.


As the Wonder symbol on her Dockyard board is located on her Red fleet, she also performs a Naval Construction which costs 1 Wood. She must thus pay a total of 2 Stones and 1 Wood to be able to perform both constructions.



+



Total cost =   



2. Naval Conflicts

At the end of each Age, after having resolved the Ground Conflicts of the base game, the players must now resolve a **Naval Conflict**.



Each player calculates their **Naval Strength** by **adding up all of the Naval Shields** they have in their City, their Dockyard board, and their Islands, then they **compare that total with those of ALL of the other players**.

Resolution ALWAYS starts by giving a Naval Defeat token to the player with the weakest Naval Strength, before giving Naval Victory tokens to the players with the strongest Naval Strength (see chart).

- The player with the weakest Naval Strength gains 1 Naval Defeat token of value -1, -2, or -3 depending on the current Age.
- The player with the strongest Naval Strength gains 1 Naval Victory token of value 3, 5, or 7 depending on the current Age.
- The player with the second-strongest Naval Strength gains 1 Naval Victory token of value 1, 3, or 5 depending on the current Age.
- The player with the third-strongest Naval Strength gains 1 Naval Victory token of value 3 only in Age III.

	Weakest	Strongest	2nd	3rd	
I					
II					
III					

Clarification: In a given Age, a player who has gained a Naval Defeat token cannot also gain a Naval Victory token.

Note: It's possible that some players will receive no tokens during the resolution of Naval Conflicts.

Ties

In case of a tie for the weakest Naval Strength, all tied players take a Naval Defeat token of the value corresponding to the current Age.

In case of a tie for the strongest Naval Strength, all tied players take the reward for the **next lower rank** corresponding to the current Age. In this situation, the player with the second-strongest Naval Strength gains no token in Age I and Age II, but gains a Naval Victory token of value 3 in Age III.

In case of a tie for the second-strongest Naval Strength, tied players gain no tokens in Age I and Age II. In Age III, they gain one Naval Victory token of value 3 if only ONE player has the strongest Naval Strength, otherwise they gain nothing.

In case of a tie for third-strongest Naval Strength, tied players gain no tokens in Age III.

Example: In Age II, Gabriel and Paula have the weakest Naval Strength with 2 Naval Shields, so they each gain a Naval Defeat token of value -2. Ann has the strongest Naval Strength with 8 Naval Shields, so she gains a Naval Victory token of value 5. Romeo and Fred are tied for the second-strongest Naval Strength with 6 Naval Shields each. Since they're tied, they should gain the reward for a rank lower, but there aren't any in Age II. These two players thus gain no tokens.

3. Discarding a Card

Each time a player discards a card, they can choose between:

Gain 3 Coins.



OR

Move their Yellow Ship one space for free
(without paying the cost of the Naval Construction).



4. Scoring Guilds

At the end of the game, **each Guild** card is limited to a maximum value of 10 Victory Points.

Example: Romeo played the Philosophers' Guild and the Traders' Guild. The player to his left has 7 Green cards and 4 Yellow cards, and the player to his right has 5 Green cards and 2 Yellow cards. Romeo gets 10 Victory Points for the Philosophers' Guild (and not 12 as he would otherwise), and 6 Victory Points for the Traders' Guild at the end of the game, which gives him a total of 16 Victory Points for his two Guilds.

Description of the Dockyard Boards

Red Fleet

The **Red** fleet grants **Naval Shields** and thus increases the Naval Strength of players.



A player's **Naval Strength** corresponds to the number given on the Naval Shields of their **Red** fleet, which are added to the other Naval Shields present in their City, their Dockyard board, or their Island cards.

Example: Gabriel's Red fleet is located on the third upgrade space of his Dockyard board, granting him 3 Naval Shields. In addition, he has an Island card which gives him 2 Naval Shields. His Naval Strength thus is 5.

Yellow Fleet

The **Yellow** fleet indicates the **Commercial Level** of the players, grants them **Coins**, and allows them to levy **Taxes** which impact other players.

The last space of this line also grants **2 Naval Shields**.



When their **Yellow** fleet reaches a space with a **Coin**, the player immediately gains the number of coins indicated.



A player's **Commercial Level** corresponds to the number indicated on the Commercial Level symbol of the space in which their **Yellow** Ship is located.



At the end of a turn in which their **Yellow** fleet reaches a space with the **Tax** symbol, the player levies a Tax of the indicated amount. When this happens, all of the other players lose the number of Coins indicated **MINUS** their Commercial Level, which they return to the bank.

Example: Paula's Yellow fleet reaches the second upgrade space of her Dockyard board. She immediately gains 2 Coins and levies a Tax of 1 at the end of the turn. Art's Yellow fleet is located on the first upgrade space; he loses no Coins (Tax of 1 - Commercial Level of 1). Romeo's Yellow fleet is still on the Start space of his Dockyard board; he thus loses 1 Coin as his Commercial Level is a 0 (Tax of 1 - Commercial Level of 0).

Clarification: If multiple Taxes are levied at the end of a given turn, only the highest Tax is applied.

Example: Paula's Yellow fleet reaches the final space of her Dockyard board; her Naval Strength increases by 2 and she levies a Tax of 4. Art's Yellow fleet has been upgraded four times; he immediately gains 4 Coins and levies a Tax of 2. At the end of the turn, only the tax of 4 is applied (the highest). Paula loses no Coins. Art loses 2 coins (Tax of 4 - Commercial Level of 2). Romeo's Yellow fleet is still located on the Start space of his Dockyard board; he thus loses 4 Coins (Tax of 4 - Commercial Level of 0).

Clarification: A player whose Commercial Level is higher than the Tax levied does not gain Coins from Taxation.

Blue Fleet

The **Blue** fleet grants players **Victory Points** which will be tallied at the end of the game.



The number of Victory Points a player gains corresponds to the space in which their **Blue** Ship is located at the end of the game.

The last space of this line also grants **1 Naval Shield**.

Example: Romeo's Blue fleet reaches the final space of his Dockyard board. He now has a total of 10 Victory Points in his Dockyard board and his Naval Strength increases by 1.

Green Fleet

The **Green** fleet allows players to **Explore unknown Islands**.



When a player's **Green** Ship reaches an **Exploration space**, they can Explore a new Island of the corresponding level and thus benefit from its effect.

There are two possibilities for exploration:

Solitary Exploration:

If one player is the **only** player to Explore an island **of that level that turn**, they draw **4 Island cards** from the corresponding deck and choose the one they want to keep. The player places it to the right of their Dockyard board, so that only the effect appears. They replace all of the unselected cards in the corresponding deck and then shuffle it thoroughly.

*Example: Art's Green fleet reaches the second upgrade space of his Dockyard board. He is the **only one** to Explore a level 1 Island that turn. He thus takes **4 level 1 Island cards** and chooses the one that he wishes to keep.*



Group Exploration:

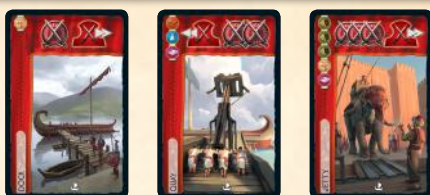
If **multiple** players are going to Explore an Island **of the same level in the same turn**, they deal **all of the Island cards of that level between themselves, face down**, so that each player receives the **same number** of cards. Any remaining cards are returned to the middle of the table. Each player chooses, from among the Island cards they are dealt, the one they wish to keep and places it to the right of their Dockyard board, so that only the Island's effect appears. All unselected cards are returned to the corresponding deck and that deck is then shuffled.

*Example: In a 7-player game, the Green fleets of Flora, Romeo, and Gabriel reach the **second** upgrade space of their Dockyard board. There are thus **3** players to Explore a level 1 Island that turn. They **deal to themselves all of the level 1 Island cards** so that each of them gets the **same number**. They therefore each receive **3** cards and choose, from among these, the one they wish to keep.*



Description of the Armada Cards

DOCK - QUAY - JETTY



These cards grant **Ground Shields** (1/2/3 respectively) and create an **extra Ground Conflict** between the player who constructs one of these cards and the indicated player.



When a player constructs a card with the Incursion symbol, they take an Incursion token from the reserve and immediately hand it to the player designated by the double arrow:



Targets the player located to the **right of their neighbor to the right**.



Targets the player located to the **left of their neighbor to the left**.

At the end of the current Age, the player who triggered the Incursion resolves, following the usual rules, a **Ground Conflict with their two neighboring players AND with the player who has possession of the Incursion token**.

Once the Ground Conflicts are resolved, the targeted player returns the token to the reserve.

Note: Play these cards carefully, as they do not guarantee victory against the targeted player.

COASTAL DEFENSES - FORTIFIED PORT - COASTAL FORTIFICATIONS



These cards grant **Naval Shields** which increase a player's Naval Strength (1/2/3 Naval Shields respectively).

SHIPYARD - CONSTRUCTION YARD - DRY DOCK HANGAR - CAPTAINCY - NAVAL MINISTRY



These cards allow the player to **freely move one of their Ships, of their choice**, upward one space (without having to pay the cost in resources or in Coins). Some of these cards also grant **Victory Points** (0/0/2/3/4/5 respectively).

Clarification: A player is also allowed to perform a Blue Naval Construction when constructing one of these cards and then benefit from the free movement from these cards. A player can therefore perform 2 Naval Constructions during the same turn with these cards.

PIRATE CACHE - PIRATE LAIR - PIRATE BROTHERHOOD



These cards immediately grant **Coins** or **Victory Points** (3 / 6 Coins or 4 Victory Points respectively). Moreover, all **other players lose 1 Coin per Commercial Level** reached by their **Yellow** fleet.
Example: Gabriel's Yellow fleet is on the third upgrade space of his Dockyard; he thus loses 2 Coins. Paula's Yellow fleet is still on her Start space; she therefore loses no Coins.

EASTERN EMPORIUM




Once per turn, the player can purchase 1 resource of their choice from among those produced by the player located to the **right of their right-hand neighbor** for 1 Coin.

WESTERN EMPORIUM



Twice per turn, the player can purchase 1 resource of their choice from among those produced by the player located to the **left of their left-hand neighbor** for 1 Coin.

CUSTOMS OFFICE



At the end of the game, the player gains 2 Victory Points for each **Commercial Level** reached by their **Yellow** fleet.

STEERSMEN'S ACADEMY - MAP ROOM - NAVAL ARCHIVES



These cards allow the player to **draw the top Island card from the deck of the indicated level** (level 1 / 2 / 3 respectively) and put it in play (to the right of their Dockyard board). The player then benefits from its effect.

Note: Be careful not to confuse this effect with Exploration made through Naval Construction.

EXPLORER'S OFFICE - SOCIETY OF NAVIGATORS - CAPTAIN'S CIRCLE



These cards grant a scientific symbol matching **the one the player has the most of**. **In case of a tie** between multiple scientific symbols, the player chooses one from among the tied symbols.

Description of the Island Cards

The Island cards are divided into **3 levels**:



The levels on the Island cards are **independent of the Ages**: a player can discover a level 2 Island during Age 1.

The Island cards grant **unique and private effects**.

WILD ISLAND - VIRGIN ISLAND - ABANDONED HARBOR



These Island cards produce **1 of the pictured resources** each turn.

Clarification: The resources from these Island cards cannot be purchased by neighbors through commerce.

BRONZE ISLAND - IRON HARBOR - SCARLET ARCHIPELAGO



These Island cards grant **Ground Shields** (1 / 2 / 3 respectively).

WINDBLOWN ISLAND - WINDY HARBOR - TRADE WINDS ARCHIPELAGO



These Island cards grant **Naval Shields** (1 / 2 / 3 respectively).

INHABITED ISLAND - STATUES HARBOR - SOVEREIGN ARCHIPELAGO



At the end of the game, these Island cards grant **Victory Points** (3 / 5 / 7 respectively).

TOPAZ ISLAND - AMBER ISLAND



These Island cards allow the player to **freely move the Ship of the indicated color** upward one space on their Dockyard board.

FROTHY HARBOR



This Island card allows the player to **freely move two different Ships** upward by one space each on their Dockyard board.

STORMY ARCHIPELAGO



This Island card allows the player to **freely move three different Ships** upward by one space each on their Dockyard board.

ANCIENT HARBOR



Once this Island card enters play, the player **pays 1 less resource for each Naval Construction** they perform. *Clarification: This discount ONLY applies to resources. All Coin costs must be paid in full.*

WONDROUS HARBOR



Once this Island card enters play, the player **gains 1 Coin for each Naval Construction** they perform (whether this construction is free or the construction cost is paid).

LOST ISLAND



Once this Island card enters play, all **Naval Constructions made by the player via their Wonder are free AND** the player can **choose**, each time, **the color** of the fleet associated with their Wonder.

FOGGY ISLAND



Once this Island card enters play, the player **no longer suffers monetary losses** due to Taxes or Pirate cards.

PIRATE HARBOR



All **other players lose 1 Coin per Commercial Level** reached by their **Yellow** fleet. At the end of the game, this Island card also grants **3 Victory Points**.

LUXURIOUS ARCHIPELAGO



At the end of the game, the player gains **2 Victory Points per Commercial Level** reached with their **Yellow** fleet.

GOLDEN ARCHIPELAGO



At the end of the game, this Island card grants **an extra scientific symbol of the player's choice**.

EMERALD ARCHIPELAGO



At the end of the game, this Island card grants **an extra scientific symbol matching the symbol the player has the most of**.

SHELTERED ARCHIPELAGO



At the end of the game, the player gains **2 Victory Points per Island card in their possession**, including this one.

FORGOTTEN HARBOR



Once this Island card enters play, at the end of each Age, the player **can choose not to participate in Naval Conflicts**. If they decide not to take part in Naval Conflicts, their Naval Strength is simply **ignored** during the resolution of Naval Conflicts.

RAINBOW ARCHIPELAGO



At the end of the game, the player chooses a card color. They gain **1 Victory Point per card of this color present in their City**.

Clarifications

Turn Resolution

Turn resolution always takes place in this order:

1. **Pay** all construction costs (card, Wonder, and possibly Naval Construction).
2. **Move** the Ship corresponding to your Naval Construction, if any.
3. **Apply all effects**, with the exception of Coin losses.
4. Resolve **Island Exploration**.
5. Resolve the **construction** of cards from the **discard** (no Naval Construction).
6. Resolve **Coin losses** (Taxes and Pirates).

Rules for 8 Players

The following rule adjustments will allow you to play with 8 players.

Note: An 8-player game is possible with the 7 Wonders base game and the Armada expansion, as long as an 8th Wonder from another expansion is available.

Setup

Prepare the game as you would for a game with 7 players (all cards for Ages I, II, and III from the base game, 9 Guild cards, and 7 Armada cards from each Age).

Game Overview

At the beginning of each Age, deal 7 cards to each player. Each player will play 6 of them, just like in the base 7 Wonders game.

Note: The 8-player game is primarily meant for the team variant.



Rules for Playing in Teams

During your games with 4, 6, or 8 players, you can play *7 Wonders* with the 2-player team variant. Teammates must sit side by side.

Overview of an Age

During the game, teammates can communicate freely and show each other their hands of cards. It is mandatory to use your own resources before buying some from one of your neighbors. It is forbidden for teammates to:

- lend each other money
- trade cards with each other
- not pay for commerce between themselves
- buy resources when they could construct a building through chaining

When a player causes a loss of money (Taxes or Pirates), their teammate must still pay that loss.

Resolution of Ground Conflicts

In team games, teammates do not fight each other. Each player faces off only against their opposing neighboring City.

During the resolution of Ground Conflicts, **DOUBLE the usual number of tokens** are given out:

- defeats all earn 2 Defeat tokens worth -1 point
- a victory in Age I is worth 2 Victory tokens worth 1 point each
- a victory in Age II is worth 2 Victory tokens worth 3 points each
- a victory in Age III is worth 2 Victory tokens worth 5 points each

Resolution of Naval Conflicts

Naval Conflicts are resolved individually, according to the usual rules. Ties are resolved normally, even if the tied players are part of the same team.

Taxes and Pirates

Taxes triggered by the Dockyard board as well as Coin losses triggered by the **Pirate Cache**, **Pirate Lair**, **Pirate Brotherhood** cards and the **Pirate Harbor** Island card are applied to all players, without taking teams into account.

▶▶ and ◀◀ Armada Cards

In team games, cards with a ▶▶ or ◀◀ effect work according to the usual rules and respectively target the City to the right of the neighbor to the right or to the left of the neighbor to the left, without taking teams into account.

Example: Paula and Gabriel form a team. Paula is sitting between Gabriel (to her right) and Romeo (to her left). In Age II, Gabriel plays the Quay card. This causes a new Ground Conflict and gives an Incursion token to the player to the left of his left neighbor, meaning Romeo.

The **Dock**, **Quay**, and **Jetty** cards trigger an extra Ground Conflict, but only give 1 Defeat token or 1 Victory token to the players involved.

End of the Game

Each player tallies their Victory Points, and then the two teammates add their scores together to get the total score for their team. The team with the most points wins the game.

Armada and the Other Expansions

After multiple games of *7 Wonders* with the Armada expansion, you can start to mix the expansions. However, we suggest you play with a maximum of two expansions.

A few clarifications:



Armada + Great Projects

In this configuration, when a player constructs a card, they can choose to perform a Naval Construction OR participate in the construction of a Great Project, but they can't perform both of these constructions in a single turn.



Armada + Cities

In this configuration, Debts are applicable for all Taxes levied and Coin losses unresolved by players. In this situation, the players who can't, or don't wish to, lose the owed Coins take 1 Debt token for each unpaid Coin.

F.A.Q.

Babylon Wonder (side B)

Q: Once the second Wonder stage for Babylon is constructed, can the player also perform a Naval Construction with the two last cards of the Age?

A: *The second stage of Babylon gives the player the ability to play the last card of the Age instead of discarding it. The construction of this card is considered to be an extra turn; the player can thus perform a Naval Construction during this new turn.*

Global tie during Naval Conflicts

Q: During a Naval Conflict, what happens if all players are tied?

A: *If all of the players have the same Naval Strength, no player gets any tokens for victory or defeat.*

Incursion Tokens

Q: What happens if a player plays both the Dock and Jetty cards during a single Age?

A: *In that situation, they resolve only ONE extra Ground Conflict with the targeted player.*

Q: Can a player be the target of two Incursions during a single Age?

A: *A player can be targeted by two different players who each play an Incursion card in the same Age (▶▶ and ◀◀). In that situation, that player will have to resolve 4 Ground Conflicts at the end of that Age.*

Diplomacy and Incursion

Q: Can a player who played a Diplomacy card still be the target of an Incursion?

A: *The Diplomacy token has no effect on an Incursion.*

Example: Gabriel is seated between Art (on his left) and Paula (on his right). Paula plays a Diplomacy card and Art plays the Dock card. Art and Paula must still resolve a Ground Conflict due to the Incursion.

Q: Is it possible to win two Ground Conflicts against the same player?

A: *A player can only resolve ONE Ground Conflict per Age with any other player.*

Example: Gabriel is seated between Art (on his left) and Paula (on his right). Gabriel plays a Diplomacy card and Art plays the Dock card. While it looks like Art would need to resolve two Ground Conflicts with Paula (one for the Dock and one because Gabriel ducked out of the way using his Diplomacy token), they will only face each other once and each will only take a single token (Victory or Defeat).

Credits

7Wonders Armada is a REPOS PRODUCTION game.

© REPOS PRODUCTION (2018) • All rights reserved.

Repos Production - Rue des comédiens, 22 - 1000 Brussels - Belgium • +32 471 95 41 32 • www.rprod.com

The contents of this game may only be used for purposes of strictly personal and private entertainment.

Author: **Antoine Bauza**

Illustrators: **Etienne Hebinger, Dimitri Chappuis, and Cyril Nouvel**

Developers: **"The Sombrero-wearing Belgians"** aka **Cédric Caumont** and **Thomas Provoost**

Editorial Assistants: **Virginie Gilson** and **Pierre Berthelot**

Art Director: **Alexis Vanmeerbeeck**

Translation: **Eric Harlaux** - English Revision: **Eric Franklin** and **Dustin Schwartz**

Repos Team:

Eric Azagury, Nicolas Boseret, Cédric Chevalier, Winnie Kenis,
Nicolas Koenig, Nicolas Pastor, Guillaume Pilon, Florian Pouillet, Régis Van Cutsem,
Nastassja Vandepeutte, Thomas Vermeir, and Géraldine Volders.

Testers:

Michaël Bertrand, Mikaël Bach, Émilie Pautrot, Frédéric Vuillet,
Françoise Sengissen, Corentin Lebrat, Ludovic Maublanc, Théo Rivière, Jenny Godard,
Matthieu Houssais, Mathias Guillaud, Florian Grenier, Bruno Goube,
and participants in Bruno Faidutti's Rencontres Ludopathiques.

Thomas thanks Brigitte, Efpé, Jef, Roy, Bertrand, Magali,
Le Cyborg, Raphael, Magali, Philmer, Simon, and Sylvain.



Description of the Symbols



The player freely moves their **Blue** Ship one space upward on their Dockyard board.



The player freely moves their **Yellow** Ship one space upward on their Dockyard board.



The player freely moves one of their Ships, of their choice, one space upward on their Dockyard board.



The player freely moves 2 or 3 different Ships, of their choice, upward one space each on their Dockyard board.



All of the Naval Constructions the player performs via their Wonder are now free **AND** of the color of their choice.



The player pays 1 less resource for each Naval Construction they perform.



The player gains 1 Coin for each Naval Construction they perform (whether freely or by paying its construction cost).



Increases the Naval Strength of the player by the amount indicated.



At the end of each Age, the player can choose to participate or not in Naval Conflicts. If they do not participate, their Naval Strength is simply ignored during Naval Conflict resolution.



The player can Explore a new Island of the corresponding level, and thus benefit from its effect. The number of Island cards they draw depends on the number of players who perform this action at the same time.



The player puts in play the top Island card of the corresponding deck.



At the end of the game, the player benefits from an extra scientific symbol matching the symbol the player has the most of.



Once per turn, the player can purchase 1 resource of their choice from among those produced by the player located to the right of their right-hand neighbor for 1 Coin.



Twice per turn, the player can purchase 1 resource of their choice from among those produced by the player located to the left of their left-hand neighbor for 1 Coin.



The number indicated corresponds to the player's Commercial Level.



All other players lose the number of Coins indicated **MINUS** their Commercial Level (maximum of once per turn).



All other players lose a number of Coins equal to their Commercial Level.



The player no longer suffers monetary losses due to Taxes or Pirate cards.



The player gains 2 Victory Points for each Commercial Level reached.



The player gains 2 Victory Points for each Island card in their possession, including this one.



At the end of the game, the player chooses a card color. They gain 1 Victory Point for each card of that color present in their City.



The player triggers an extra Ground Conflict between themselves and the targeted player.